

Creating an OC Strategic Plan for Aging

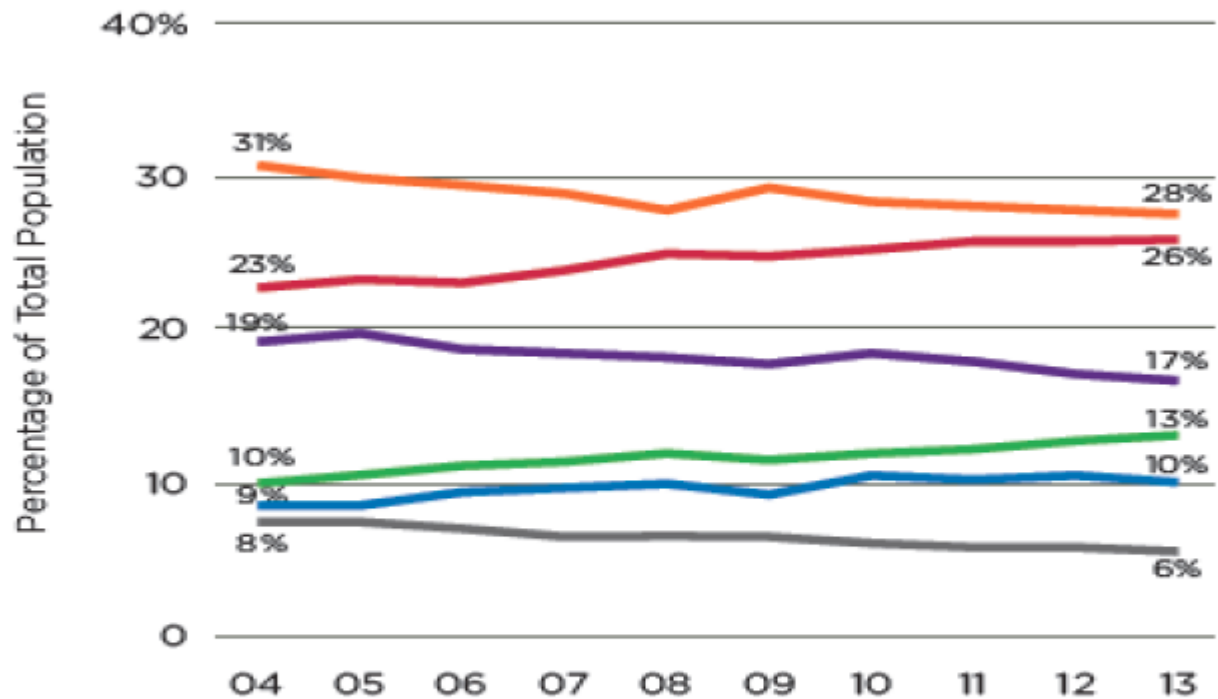
Presented by:

Jim McAleer

Co-Chair, OCASC

President & CEO, Alzheimer's Orange County

FEWER 0-18 AND 25-44 YEAR OLDS THAN 10 YEARS AGO⁷



Younger-Middle Adults (25-44)

Older-Middle Adults (45-64)

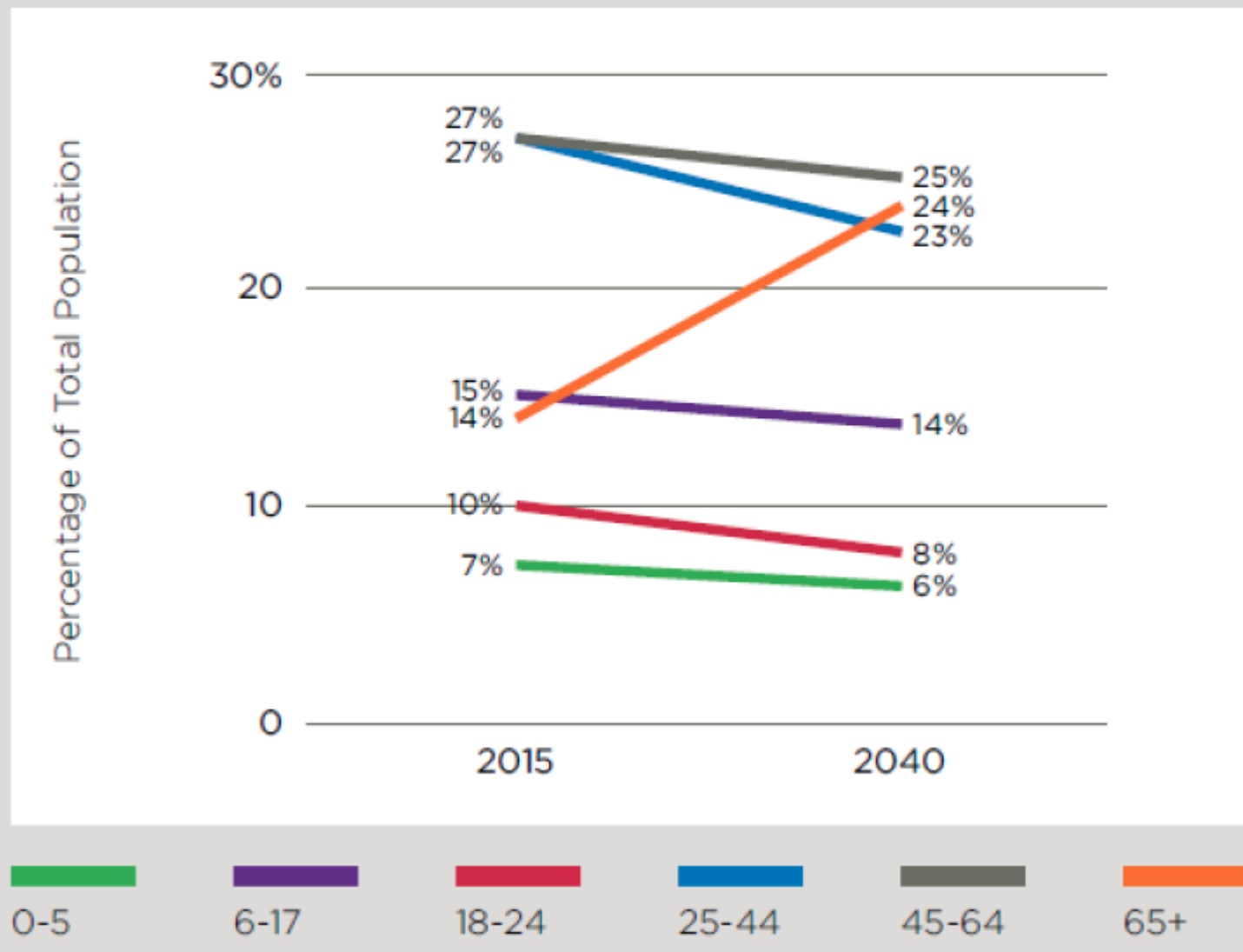
Children and Youth (5-17)

Older Adults (65+)

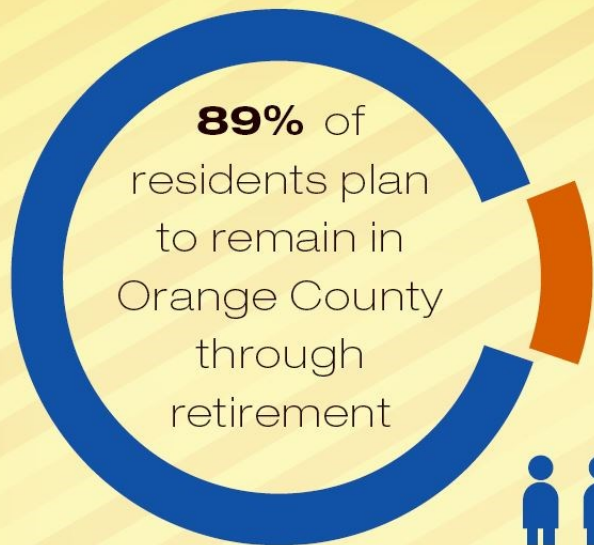
Young Adults (18-24)

Young Children (Under 5)

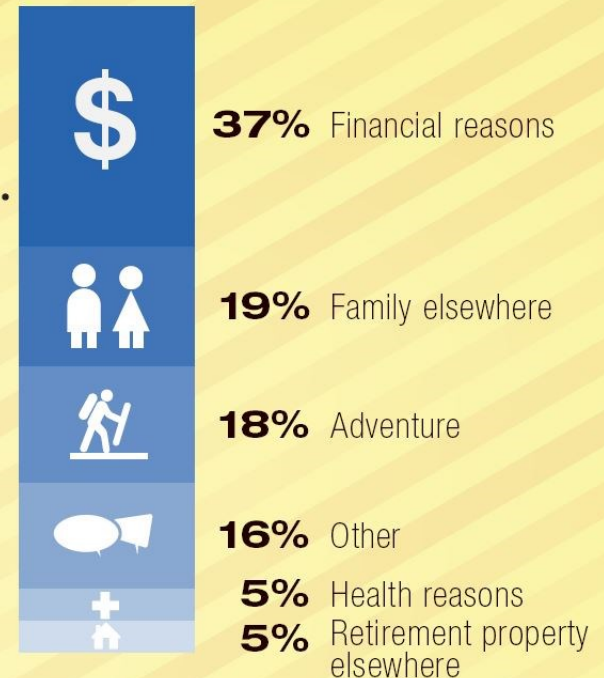
SENIOR POPULATION GROWING WHILE ALL OTHERS SHRINK



2015 OC Senior Living Needs



Reasons for leaving



2015 OC Senior Living Needs

CONCERNS

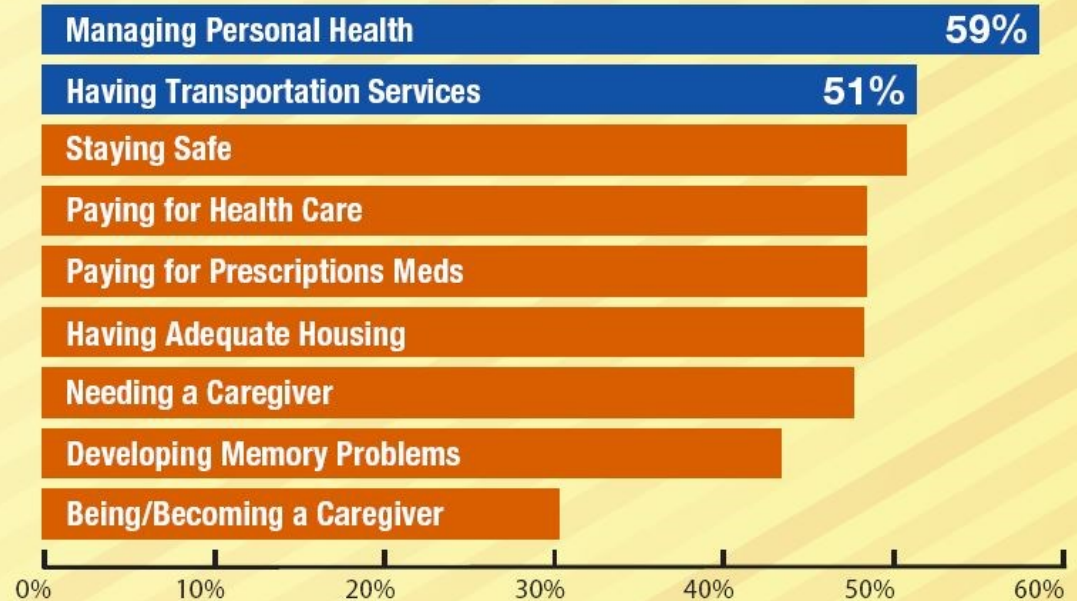
Seniors are most concerned about:



Managing Personal Health



Having Transportation Services



2015 OC Senior Living Needs

WANTS

Seniors want elected officials to:



**Protect Social Security
and Medicare**



**Protect Medicare/
MediCal Benefits**



OC Strategic Plan for Aging

- There is a need for a county wide Strategic Plan for Aging (OCSPA) to prepare Orange County for the growing numbers of Seniors and the issues they face.
- It is important that the OCSPA be based on qualified data and assessments (or on the coalescing of existing data) on the state of Seniors – focused on where they are the most vulnerable and in need, with concrete steps to address those needs over time.

Concept

- Include County, cities, non-profits and funding partners
- Identify three to four ACTIONABLE areas to create impact over the next five years

3-4 Pillars Chosen from:

- Housing needs
- Food insecurity
- Transportation
- Veterans issues
- Healthcare
- Financial stability
- Caregiver burden
- Risk for abuse & actual abuse

Leadership Council to possibly include:

- County of Orange
- SeniorServ
- OC Office on Aging
- OC Community Foundation
- United Way OC
- Hoag Community Foundation
- CalOptima
- Alzheimer's Orange County
- Cities: Irvine, Anaheim, Laguna Woods, Huntington Beach, Costa Mesa – others?

Reference Slide

- 2015 OC Community Indicators Report
<http://ocgov.com/civicax/filebank/blobdload.aspx?BlobID=45210>
 - Population 2015 – California Department of Finance, Table E-2
 - Population 2040 – California Department of Finance, Table P-1
- 2015 OC Senior Living Needs Survey. Based on 630 responses, (298 Caucasian, 110 Latino, 134 Asian, 22 African American, 66 other/no response)
 - 549 respondents over age 60
 - 29% male, 55% female, 16% no response